

## Refreshing the report

'Reporting Date': enter the date 12 months prior to today's date.


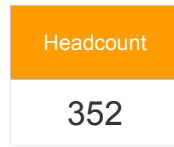
## Exclusions

The following position types are excluded: Service Providers, Volunteers and Social Services Panel Members, in addition to occupants of positions with a category of 'Non-Employee' (e.g. ABHB and Barnardos employees)

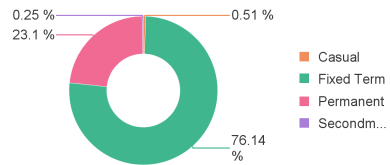
## Format

The report output is designed to be exported and viewed as a PDF.

# Demographics

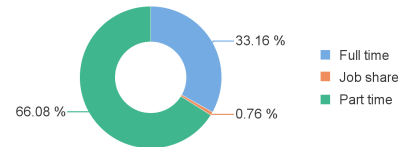


Contract Type



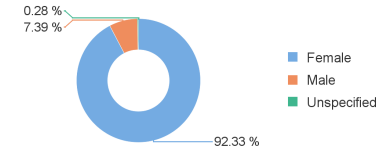
Casual	Fixed Term	Permanent	Secondment
2	300	91	1

Contract Basis



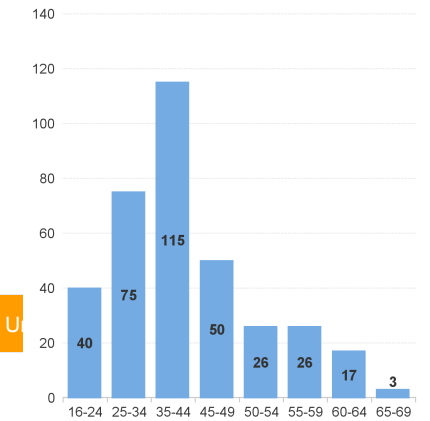
Full time	Job share	Part time
131	3	261

Gender

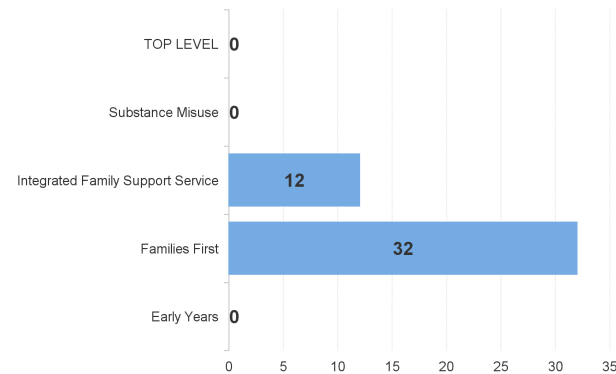


Female	Male	U
325	26	

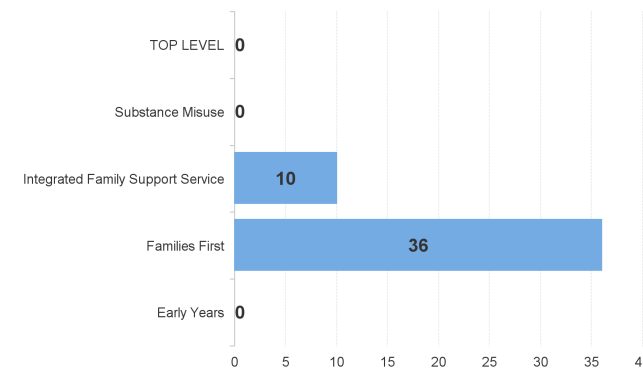
Age Groups



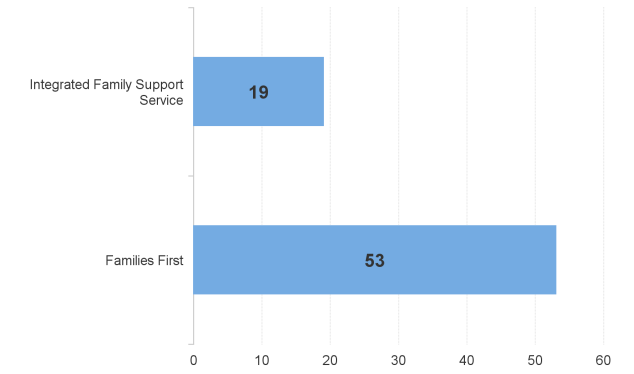
Starters in Previous 12 Months by Team



Leavers in Previous 12 Months by Team



Recruitment in Previous 12 Months by Team



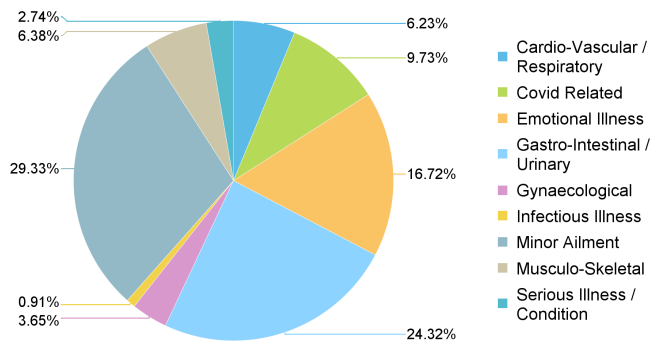
# Wellbeing

Headcount
352

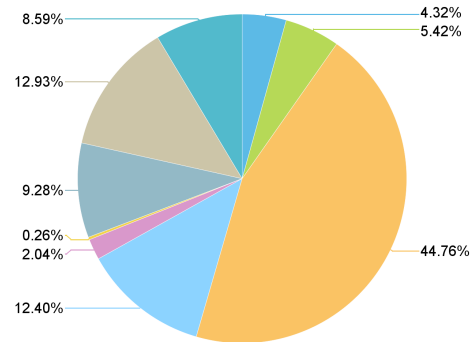
## Sickness

Sickness Instances (Previous Month)	Sickness Instances (Previous 12 Months)	Sickness Days Lost (Previous Month)	Sickness Days Lost (Previous 12 Months)
99	658	606.74	6,532.7
12 Months Ago		12 Months Ago	
69		576.18	
Current Open Sickness Absences	% RTW Within 7 Days (Previous 12 Months)		
23	81.80%		

Instances by Reason Group (Previous 12 Months)



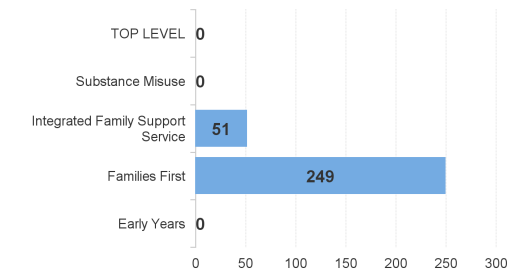
Days Lost by Reason Group (Previous 12 Months)



## Wellbeing Check-Ins (Non-Schools)

Wellbeing Check-Ins (Previous 12 Months)
300

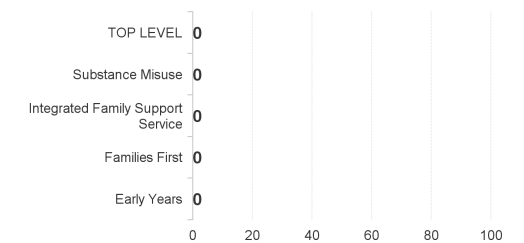
Wellbeing Check-Ins by Team (Previous 12 Months)



## Wellbeing Check-Ins (Schools)

Wellbeing Check-Ins (Previous 12 Months)
0

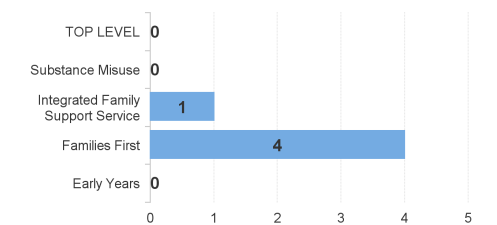
Wellbeing Check-Ins by Teaching / Support (Previous 12 Months)



## Wellbeing Support Plans

Wellbeing Support Plans (Previous 12 Months)
5

Wellbeing Support Plans by Team (Previous 12 Months)



# Mandatory Training

Headcount  
**352**

Completed in the required period for each course.

## All Employees

<b>Whistleblowing</b> Previous 2 Years <b>243</b>	<b>Safeguarding</b> Previous 2 Years <b>256</b>	<b>GDPR</b> Previous 2 Years <b>187</b>	<b>VAWDASV</b> Previous 2 Years <b>228</b>	<b>DSE</b> Previous 2 Years <b>224</b>	<b>Fire Safety Awareness</b> Previous 2 Years <b>224</b>
<b>Wellness at Work</b> Previous 2 Years <b>35</b>	<b>Welsh History &amp; Legislative</b> Previous 2 Years <b>91</b>	<b>Information Security</b> Previous 2 Years <b>36</b>	<b>Object Handling</b> Previous 3 Years <b>27</b>		

## Managers Only

<b>H&amp;S Premises Management</b> Previous 2 Years <b>16</b>	<b>IOSH Managing Safely</b> Previous 4 Years <b>59</b>
---	--

## Financial

<b>Purchase Card</b> Previous 2 Years <b>23</b>	<b>Financial Regulations</b> Previous 3 Years <b>18</b>
---	---

## Other

<b>Risk Assessment</b> Previous 4 Years <b>86</b>
---

# Check-Ins & Objectives

Exclusion criteria match MiHub, although figures are unlikely to match exactly: MiHub displays discrete periods, whereas the figures below are 'live'.

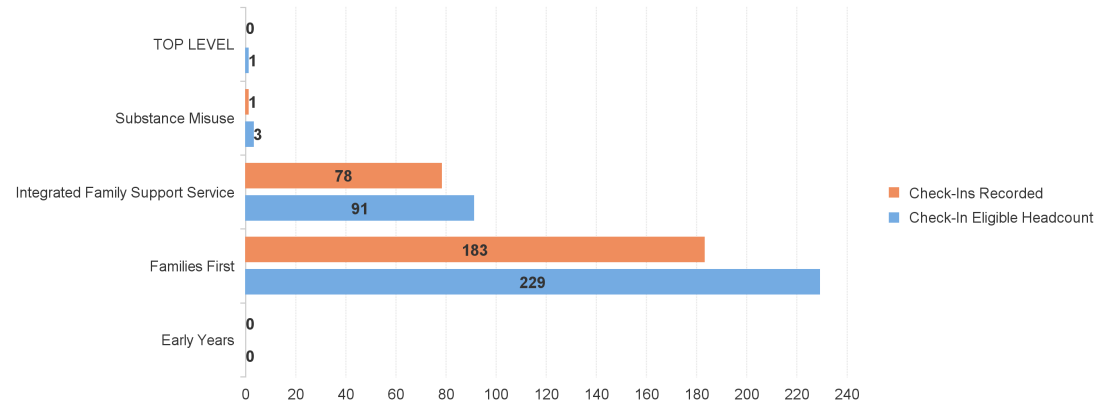
Eligible Headcount  
**319**

## Check-Ins

Check-ins Recorded  
(Previous 2 Months)  
**262**

Percentage Recorded  
(Previous 2 Months)  
**82.13%**

Check-Ins by Team (Previous 2 Months)



## Objectives

Currently Active Objectives  
**594**

Employees with No Active Objectives  
**118**

Closed Objectives  
(Previous Month)  
**10**

Closed in Timescale  
(Previous Month)  
**10**

Currently Active Objectives by Team

